

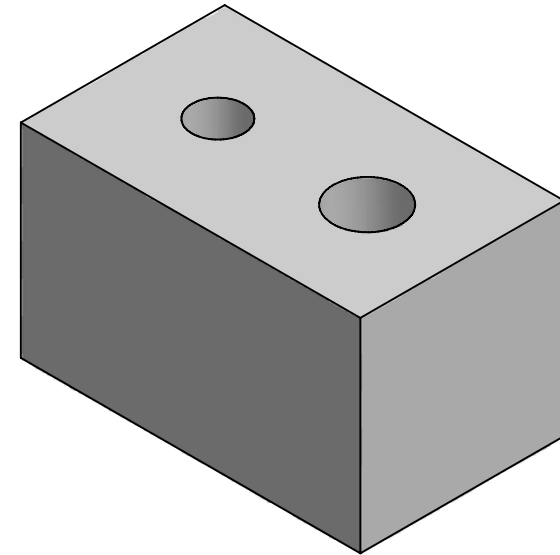

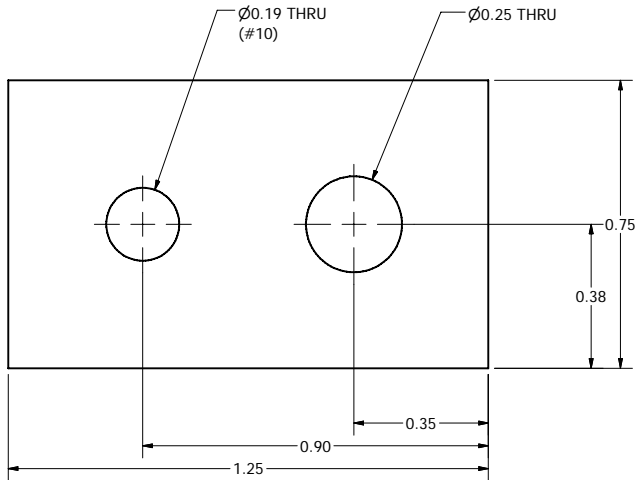


FigNoggle Designs

CNC Plans for Asian Mini-Mills

Harbor Freight (#44991), Grizzly (#08609), Micro-Mark (#02573), Homler (#3947), Cummins (#7077)
Asian/STBG-made (X2) mini-mills

FEEL FREE TO DISTRIBUTE.



NOTES:

WHEN DRILLING AND TAPPING PERPENDICULAR TO YOUR WORKPIECE IS IMPORTANT, USE A TAP BLOCK.

1. THIS IS AN EASY TO MAKE TAP BLOCK FOR YOUR TWO MOST COMMON-SIZED BITS. (#10 and 1/4")

2. ESTIMATED TIME TO MAKE: 15 MINUTES

3. SUGGESTED MATERIAL: MILD STEEL

CNC CONVERSION PLANS FOR YOUR SIEG X2 MINI-MILL.
DRO PLANS AND MORE AT WWW.FIGNOGGLE.COM.

Copyright 2006. david@fignoggle.com. figNoggle Designs. All rights reserved.

DRAWN david@fignoggle.com	2/5/2006	figNoggle Designs / www.fignoggle.com	
CHECKED		TITLE	
QA		TAP BLOCK FOR #10 and 1/4" HOLES	
MFG		SIZE	DWG NO
APPROVED		C	figNoggle_tapBlock
		SCALE	REV
			1
		SHEET 1 OF 1	